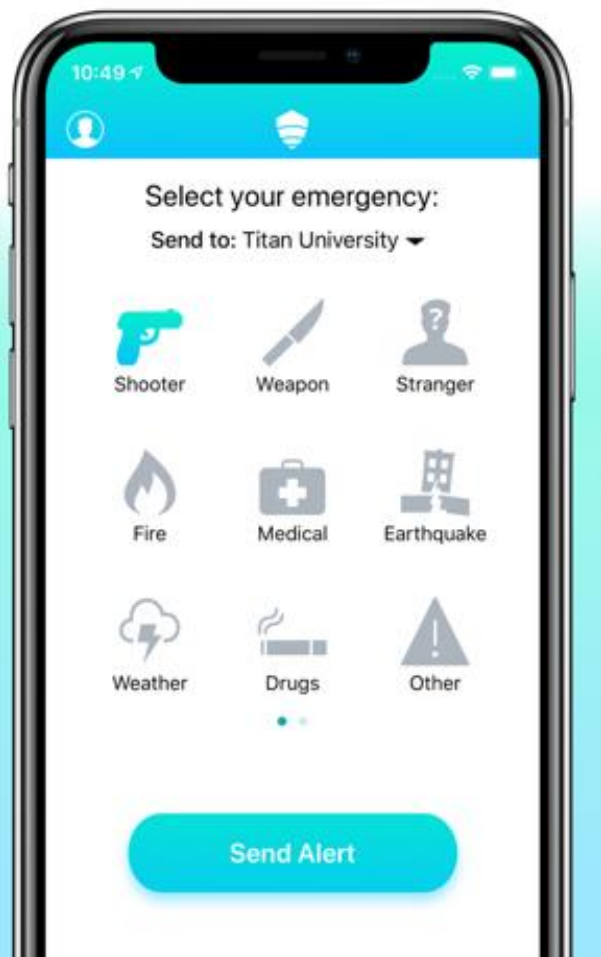


TITAN

DOWNLOAD AND
TUTORIAL VIDEO
INSTRUCTIONS FOR
YOUR PC



INSTRUCTIONS ON HOW TO USE YOUR TITAN HST PHONE APP

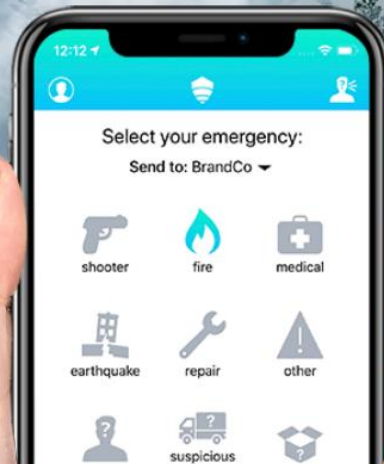
- Go to your APP store and download the Titan HST APP onto your phone
- You will need to know how to use the APP, so Campus Safety & Titan have prepared the instructions in this presentation for you.
- These instructions will help you view tutorials on the Titan HST website from your PC.
- If you have any questions or you are having trouble with any Titan product, please contact Director Kent Ferrin @ 714-668-6163 or at Kenton.ferrin@vanguard.edu.

#1 GO TO www.titanhst.com

#2 click LOGIN

The Future of Safety

Introducing the Most Advanced
2-way Emergency Mass Communication Platform



Show all X

English



TITAN HST™

Log in to your account

Email or Phone Number

kenton.ferrin@vanguard.edu

Password

Log In

[I forgot my password](#)

OR LOG IN WITH

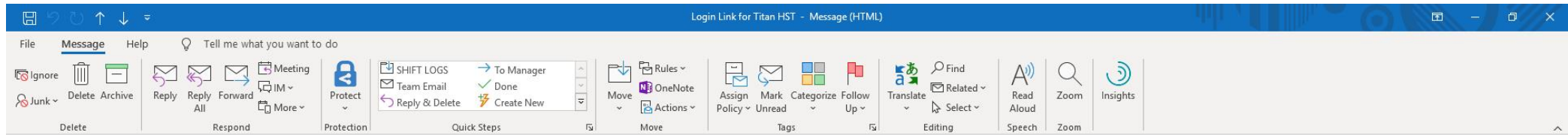
 Log in with Google

Don't have an account yet?

[Register with Site Code](#)

#3 Enter your VU email

#4 You do not have a password yet, so click on "I forgot my password"



Login Link for Titan HST



Titan HST <no_reply@titanhst.com>
To: Ferrin, Kenton

Reply Reply All Forward ...

Mon 2/3/2020 12:05 PM

If there are problems with how this message is displayed, click here to view it in a web browser.

[Report Phishing](#)

<https://www.titanhst.com/>
Click or tap to follow link.



Hello Kenton Ferrin!

You are receiving this email because you requested a link to login to your Titan HST account. If you did not request this, please disregard this email.

To login to your account, simply click [here](#).

This link is good for one-time use and will expire after 1 day.

To reset your password, click [here](#).

This link will expire after 7 days.

Don't forget to download the iOS or Android application by tapping on the respective app icon below.

Thank you for using Titan HST!

#5 You will receive this email. Click on re-set your password. Once prompted, enter your new password. I recommend you use your Vanguard password so you will not forget.

web.titanhst.com/sos

English

OFF

SOS

Alerts

Broadcasts

Status

Documents

Lockdowns

People

Chat

Manage

Me

Training Modules

Log out

Support

Select your emergency

Send to: Vanguard University

shooter

stranger

bullying

biohazard

drugs

violence

Other

Suicide

Send Alert

#6 click on Training Modules and you will be directed to re enter your email and password to view the video tutorials.

Show all

Type here to search

11:43 AM 2/3/2020

You will have fewer modules if you are not listed as an administrator

The screenshot shows the Titan HST LMS dashboard. On the left is a sidebar with the Titan HST logo and links for Home, Settings, and Logout. The main area is divided into two columns. The left column, titled 'YOUR MODULES', lists five modules: SOS, Broadcasts, Lockdowns, Status, and Chat. Each module has a progress bar at the bottom, all of which are currently at 0%. The right column, titled 'YOUR PROFILE', features a large circular progress indicator showing 0% overall progress. Red arrows point from a text box to the progress bars of the SOS, Broadcasts, and Status modules, and from another text box to the 0% progress indicator. A third text box points to the SOS module title. The Windows taskbar at the bottom shows the date as 2/3/2020 and the time as 11:44 AM.

Titan HST

Home

Settings

Logout

Version 1.1.6

YOUR MODULES

SOS
Learn about SOS Alerts and the different forms of 2-way communication you can utilize within your alerts.

Broadcasts
Learn how to send a Broadcast Message.

Lockdowns
Learn the functions of the instant Lockdown notification.

Status
Learn how to issue a safety status request and how to view the tally of user responses.

Chat
Learn the functions of the Titan HST group chat feature.

Documents

YOUR PROFILE

YOUR NAME HERE

0%
OVERALL PROGRESS

#7 click on the module you are prepared to open

We will track your progress. The sooner everyone progresses, the sooner we can get it to our students.

Show all

Type here to search

11:44 AM 2/3/2020

7 minutes 

Learn about SOS Alerts and the different forms of 2-way communication you can utilize within your alerts.

Start Tutorial 

Version 1.1.6

YOUR STATS

Progress

0% complete

Quiz

0% correct

LESSONS IN THIS MODULE

LESSON 1

Sending an SOS Alert

VIDEO

INTERACTIVE

LESSON 2

9-1-1 Calling Feature

START LESSON

LESSON 3

Receiving an SOS Alert

START LESSON

#8 Watch the video tutorials and take the quizzes.

Admin only